

# How-To Sequencing

\*Help students begin the phases of “how-to” writing by using this pre-sequenced form on a task they are familiar with: cleaning their room!

\*Students may use pictures or sentences to show readers the steps they take to clean their room.

**GOAL:** Practice informative writing.


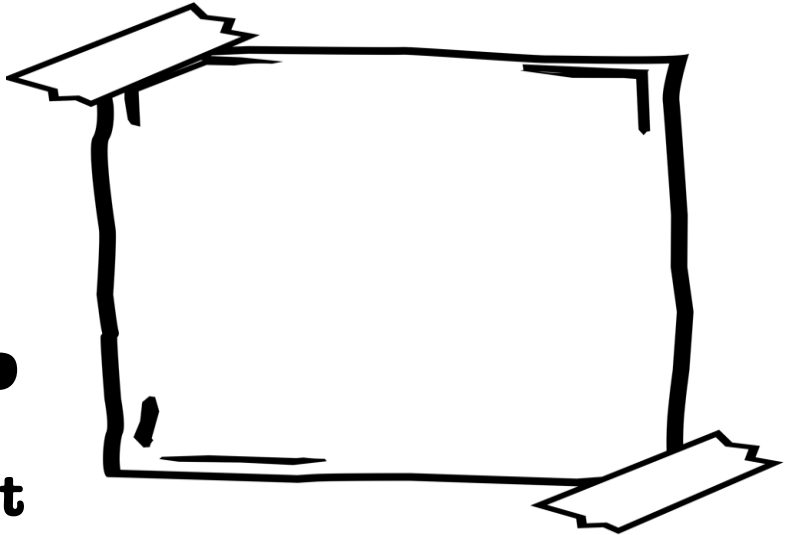
# Porter **SEQUENCING**

**Draw how I clean my room...**



**1**

**First**




**2**

**Next**



**3**

**Finally**



# Porter **SEQUENCING**

Write how I clean my room...



**1**

**First**

A rectangular piece of paper with horizontal lines, taped at the top-left and bottom-right corners, intended for writing the first step.A rectangular piece of paper with horizontal lines, taped at the top-left and bottom-right corners, intended for writing the second step.

**2**

**Next**



**3**

**Finally**

A rectangular piece of paper with horizontal lines, taped at the top-left and bottom-right corners, intended for writing the third step.