



DIRECTED DRAWING





* Students will have the opportunity to draw their very own Porter and pick which emotion they would like Porter to have.

* Before students pick their final emotion let them try drawing a few on the “Try it Out” page.

GOAL: Practice creative writing while increasing the student’s emotional-social vocabulary.

Draw PORTER

Here's an awesome resource to help you draw Porter step-by-step!



Porter is
feeling....


Happy




Really Happy



Really, Really
Happy




Mad!




Really Mad!




Really, Really
Mad!



Scared!



Really Scared!



Really, Really
Scared!



Up to
something!



Really Up to
something!




Crazy



Try It Out!

Before you choose which emotion for your final Porter drawing, use this page to practice a few and see which one you like best!



Now that you can draw emotions, let's practice drawing your favorite on the next page!



The name of this great artist is: _____