




WRITE THE ROOM!

* Cut and laminate one copy of the “Write the Room” cards and place them in various locations around your classroom.

* Copy 1 recording sheet per student, and allow students to “Write the Room” by giving them a clipboard and letting them walk around finding the pictures and writing the name of the objects they find on their recording sheet.

GOAL: Practice writing skills while getting to move around the classroom.

Write the Room!



1. _____




2. _____




3. _____




4. _____




5. _____



6. _____



7. _____



8. _____





9. _____



?

10. _____



1.



Write the Room Cards




2.




3.



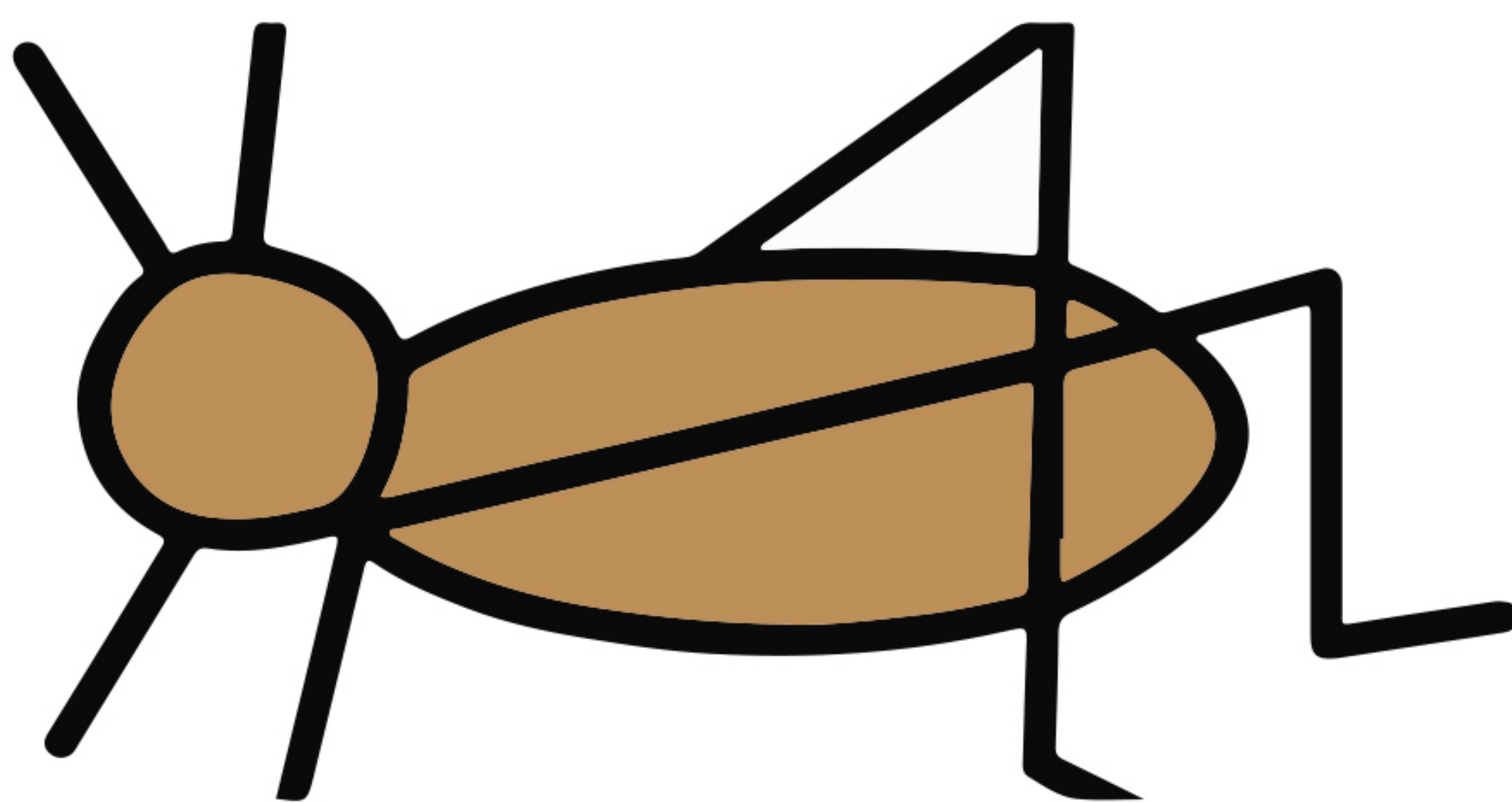
4.




5.




6.



7.



8.



9.



10.

**Write the
Room
Cards**